

HOW TO USE?

ANAAJ KHARID PORTAL

www.Anaajkharid.in

Department of Food, Civil Supplies & Consumer Affairs,
Government of Punjab

1. What would be my Login Id & Password in Anaaj Kharid Portal?

Aarthiya Login Id & Password in Anaaj Kharid Portal will be the same which is used in E-Mandikaran Portal for Login.



ਖੁਰਾਕ, ਸਿਵਲ ਸਪਲਾਈ ਅਤੇ ਖਪਤਕਾਰ ਮਾਮਲੇ ਵਿਭਾਗ, ਪੰਜਾਬ ਸਰਕਾਰ
Deptt. of Food ,Civil Supplies & Consumer Affairs, Govt of Punjab

Log In

TEMP/PSAMB/2020

.....

Captcha

QVJYVW Refresh

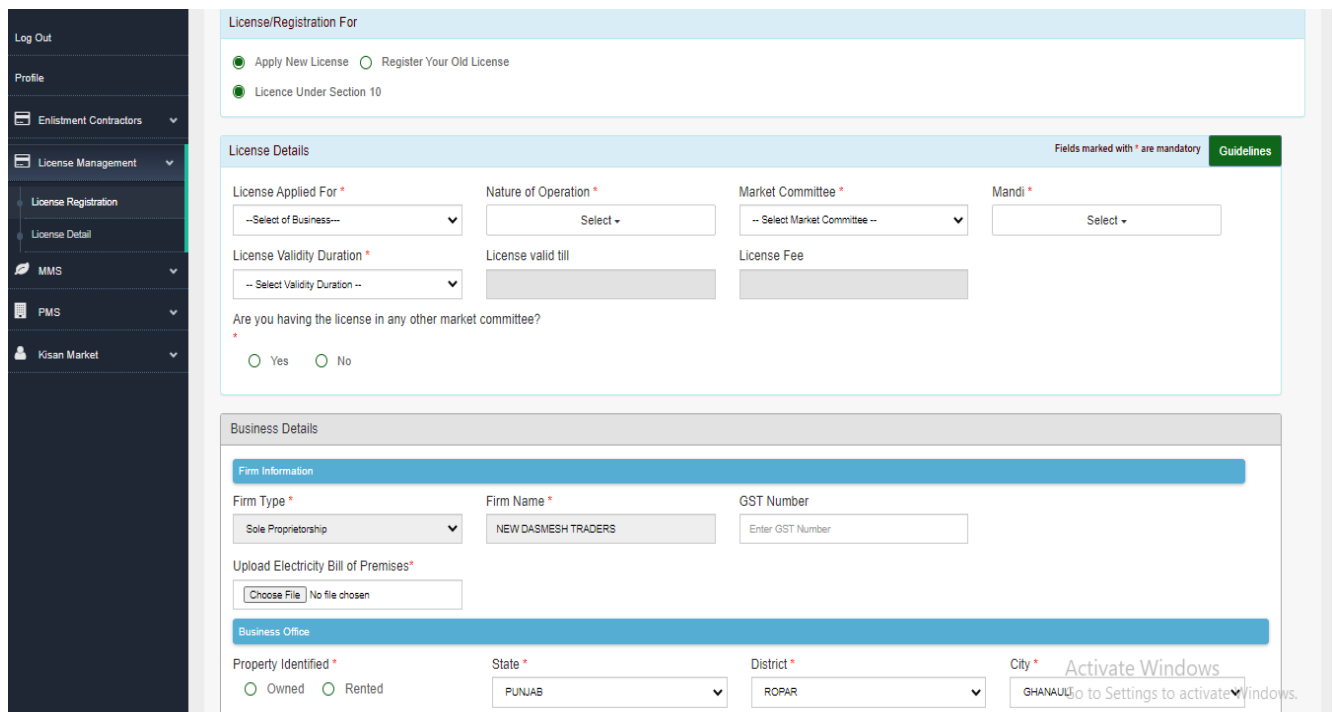
Enter Captcha

SIGN IN

Forgot password?

2. Process for Registration of New Aarthiya License.

New Registration of Aarthiya will be done in E-Mandikaran Portal and the same Login id & Password details will be used in Anaaj Kharid Portal for Login.



License/Registration For

Apply New License Register Your Old License

Licence Under Section 10

License Details

Fields marked with * are mandatory Guidelines

License Applied For * --Select of Business--

Nature of Operation * Select

Market Committee * -- Select Market Committee --

Mandi * Select

License Validity Duration * -- Select Validity Duration --

License valid till

License Fee

Are you having the license in any other market committee?

* Yes No

Business Details

Firm Information

Firm Type * Sole Proprietorship

Firm Name * NEW DASMESH TRADERS

GST Number Enter GST Number

Upload Electricity Bill of Premises* Choose File No file chosen

Business Office

Property Identified * Owned Rented

State * PUNJAB

District * ROPAR

City * GHANAURI

Please Note: Currently, New Aarthiya License Registration is closed except death case or change in Partnership.

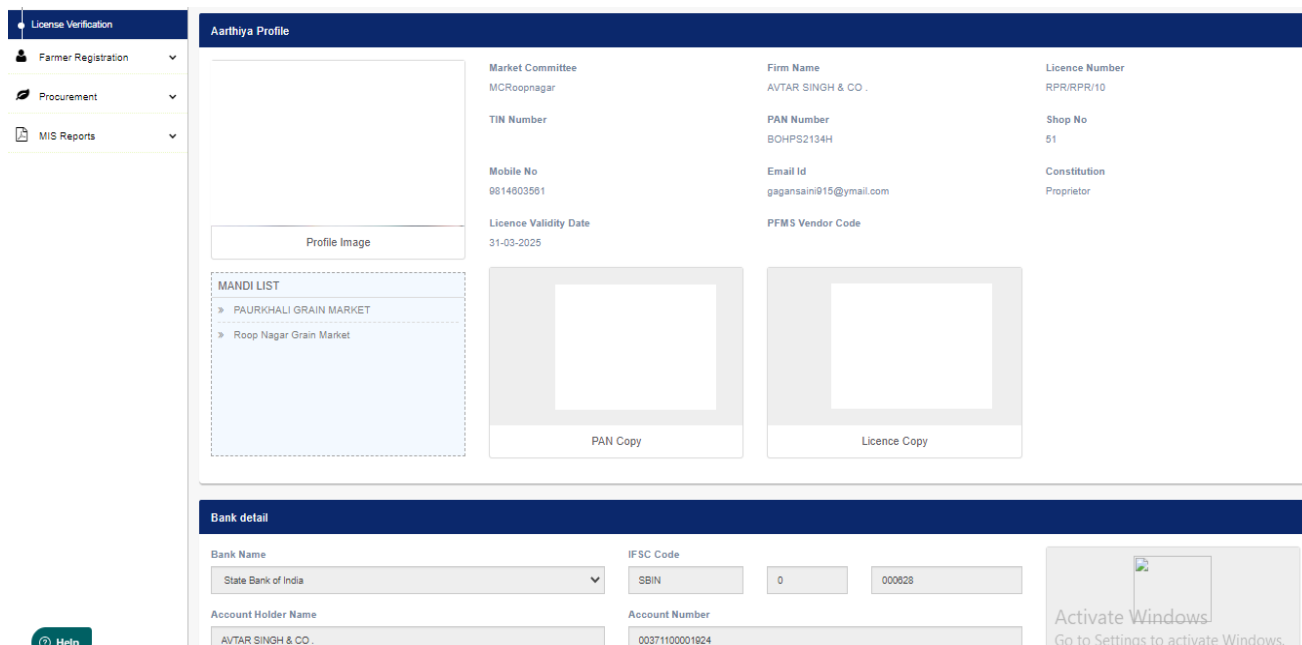
3. How to renew the License Expiry in the Anaaj Kharid Portal?

In E-Mandikaran portal from Aarthiya Login, Option for Renewal of License is available. After Renewal, it will start reflecting in Anaaj Kharid Portal.



4. Process to confirm Aarthiya Bank details in Anaaj Kharid Portal.

Aarthiya need to login into Anaaj Kharid portal and select the Market Committee and confirm the Bank details along with soft copy of Cancel Cheque & Pan Number and get it verified by the Respective Inspector.



5. Aarhiya not visible in Heap Register?

Aarhiya Bank details has not been verified in the Anaaj Kharid Portal. Request Aarhiya to verify the Bank details in Anaaj Kharid Portal from there login.

Farmer Registration

Procurement

H-Register Wheat

Direct Payment To Farmer

Payment To Farmer

JForm

IForm

MIS Reports

To issue Farmer's Auction, search for Farmer's (Mobile No, Aadhar No, Registration No.) by filling in the search box. *

Mobile Aadhar

9041914191

Farmer Details

Auction Date * 13-04-2021

Farmer Name * Gurpreet Singh

Father Name * Harpreet Singh

Grand Father Name * Hardeep Singh

District Name Amritsar

Village Name ਅੰਮ੍ਰਿਤ ਸੈਦ (250) (Abu Said (250))

Commodity Details

Variety* Wheat -FAQ

Market Committee * MCRoopnagar

Mandi * Roop Nagar Grain Market

Aarhiya Name* ---Select Aarhi---

Estimate Weight (Qtl)* Estimate Weight

Purchaser Type * ---Select Purchaser Type---

Purchaser *

Pass No. Enter Pass No

6. After Entering Farmer Mobile Number getting Message Farmer Bank details not verified during Heap Register?

Kindly Verify your Bank details in Farmer Registration Module under Bank Detail Tab and upload cancel cheque/ Front Passbook copy and Con

Farmer Registration

Procurement

MIS Reports

1 (Farmer Registration)

2 (Bank Account Details)

3 (Aarhiya Details)

ਕਿਸਾਨ ਦੇ ਬੈਂਕ ਵੇਰਵੇ (BANK DETAILS OF FARMER)

ਬੈਂਕ ਦਾ ਨਾਮ (Bank Name): HDFC Bank Ltd

ਆਈਐਫਐਸਸੀ ਕੋਡ (IFSC Code):* HDFC 0 000342

ਸ਼ਾਖਾ ਦਾ ਨਾਮ (Branch Name): MANDI GOVINDGARH

ਬੈਂਕ ਸ਼ਾਖਾ ਦਾ ਪਤਾ (Bank Branch Address): HUKUMCHAND BUILDING MAIN POST OFFICE ROAD, DISTT-FATEHGARH SAHIBMANDI GOVINDGARHPUNJAB147301

ਖਾਤਾ ਨੰਬਰ (Account Number):* 180016001500005670

ਖਾਤਾ ਨੰਬਰ ਦੀ ਪੁਸ਼ਟੀ ਕਰੋ (Confirm Account Number):* 180016001500005670

ਕਿਸਾਨ ਦਾ ਨਾਮ (ਜਿਵੇਂ ਕਿ ਬੈਂਕ ਵਿੱਚ ਦਰਜ ਹੈ) (Name of farmer as entered in Bank Account):* Anil

ਬੈਂਕ ਚੈੱਕ / ਸਾਹਮਣੇ ਪਾਸਬੁੱਕ ਕਾੱਪੀ ਅਪਲੋਡ ਕਰੋ (Upload Cancel Cheque/ Front Passbook Copy):

Choose File Canceled-Cheque.png

Verify Farmer Bank Details

ਪਿਛਲੇ ਪੇਜ (Previous Page)

ਜਾਰੀ ਰੱਖੋ (Continue)

7. Pay Now Option not visible in Aarhiya Login for Direct Payment to Farmer?

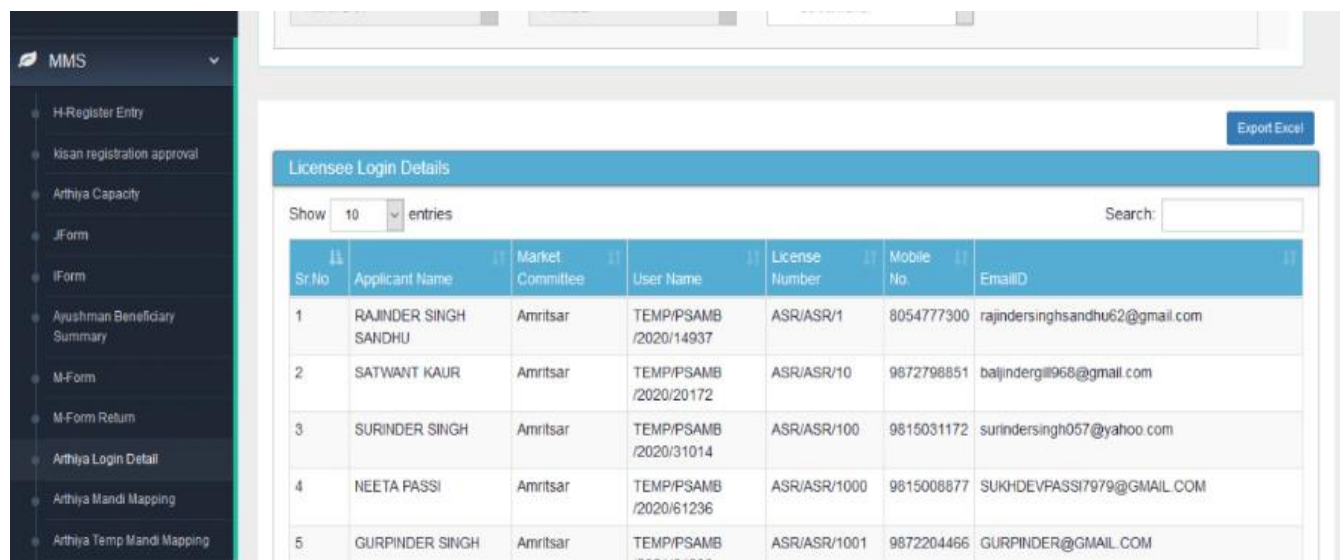
Farmer Bank details has not been verified in the Anaaj Kharid Portal. Kindly Verify your Bank details in Farmer Register Module.

8. Do we need to do the entry in PFMS also?

As Anaaj Kharid Portal is Integration with PFMS, no separate Entry is required in PFMS.

9. How to know Aarhiya User Id in Anaaj Kharid Portal?

Aarhiya can Contact their Respective Market Committee as we have provided Report “Aa. rthiya Login details” to the Secretary ID login in E-Mandikaran Portal.

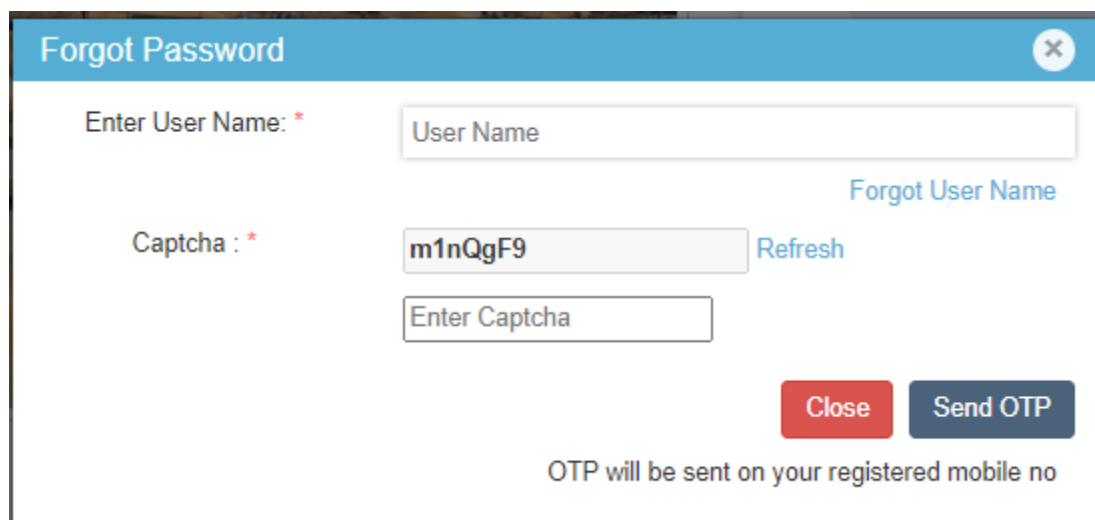


The screenshot displays the MMS portal interface. On the left is a dark sidebar menu with options like 'H-Register Entry', 'kisan registration approval', 'Arthiya Capacity', 'J-Form', 'I-Form', 'Ayushman Beneficiary Summary', 'M-Form', 'M-Form Return', 'Arthiya Login Detail', 'Arthiya Mandi Mapping', and 'Arthiya Temp Mandi Mapping'. The main content area is titled 'Licensee Login Details' and features a table with columns: Sr.No, Applicant Name, Market Committee, User Name, License Number, Mobile No., and EmailID. There are 5 entries listed, all from the 'Amritsar' market committee. An 'Export Excel' button is visible in the top right corner of the table area.

Sr.No	Applicant Name	Market Committee	User Name	License Number	Mobile No.	EmailID
1	RAJINDER SINGH SANDHU	Amritsar	TEMP/PSAMB /2020/14937	ASR/ASR/1	8054777300	rajindersinghsandhu62@gmail.com
2	SATWANT KAUR	Amritsar	TEMP/PSAMB /2020/20172	ASR/ASR/10	9872798851	baljindergill968@gmail.com
3	SURINDER SINGH	Amritsar	TEMP/PSAMB /2020/31014	ASR/ASR/100	9815031172	surindersingh057@yahoo.com
4	NEETA PASSI	Amritsar	TEMP/PSAMB /2020/61236	ASR/ASR/1000	9815008877	SUKHDEVPASSI7979@GMAIL.COM
5	GURPINDER SINGH	Amritsar	TEMP/PSAMB /2020/1458000	ASR/ASR/1001	9872204466	GURPINDER@GMAIL.COM

10. Anaaj Kharid Portal is not accepting Aarhiya Login & Password?

Aarhiya need to use the forget password option in E-Mandikaran portal and change the Password and use the same User id & Password in Anaaj Kharid Portal.



The screenshot shows a 'Forgot Password' form. It includes a text input field for 'User Name', a 'Forgot User Name' link, a 'Refresh' button, and a 'Send OTP' button. A red 'Close' button is also present. Below the form, a message states: 'OTP will be sent on your registered mobile no'.